

ANAHEIM TOWN CENTER

Retail For Lease

100-290 West Lincoln Avenue

Anaheim, CA 92805



SHOPS & JUNIOR ANCHOR OPPORTUNITY

± 1,200 SF Retail/Restaurant Available

Description:

- ± 106,000 square foot grocery and drug anchored shopping center with a diverse mix of retail and restaurant tenants.
- Projects benefit from close proximity to nearly 4 million square feet of office and industrial space, Anaheim High School and access to Interstate 5, all within a one mile radius.
- Located at the signalized intersection of South Anaheim Boulevard and West Lincoln Avenue.
- Multiple ingress/egress points on South Clementine Street, West Lincoln Avenue, and South Anaheim Boulevard.

Traffic Count:

- ± 22,000 Average Daily Traffic on West Lincoln Avenue
- ± 26,000 Average Daily Traffic on South Anaheim Blvd.

Demographics:

	1 MILE	3 MILES	5 MILES
Population '15	43,106	269,742	659,114
Population '20	45,867	280,469	684,616
Average H.H. Income	\$62,092	\$67,992	\$76,921
Daytime Population	13,755	162,170	376,331

Source: ESRI



**Newmark Grubb
Knight Frank**

Retail

For further information, please contact our exclusive agents:

KEVIN HANSEN	Associate	949.608.2194	khansen@ngkf.com	CA RE License #01937047
CHRIS WALTON	Senior Managing Director	949.608.2096	cwalton@ngkf.com	CA RE License #01839264

4675 MacArthur Blvd., Suite 1600, Newport Beach, CA 92660 T 949.608.2000 Corporate CA RE License #1355491 www.ngkf.com

ANAHEIM TOWN CENTER

Retail For Lease

100-290 West Lincoln Avenue
Anaheim, CA 92805



Tenant Roster		
SUITE	TENANT	SF
2	Starbucks	2,380
6	Subway	1,200
8	Jax Donuts	1,200
12	Vons (NAP)	38,700
18-22	Phenix Salon Suites	3,000
26	Tikka Guys	3,000
28	Available	1,200
30	ChinaWall	1,500
32	UPS Store	1,500
34	Cigar House	600
36	Baja Mex Grill	1,800
38	Go-Staff	1,920
40	Colours	1,380
42	Queen Nails	900
44	Anaheim Dentistry	1,200
48	CVS (NAP)	21,360
52	Jack in the Box (NAP)	2,500
54	Koo Koo Grill	1,020
56	T-Mobile	1,980
60	Citibank (NAP)	10,000
64	US Bank	6,000



**Newmark Grubb
Knight Frank**

Retail

4675 MacArthur Blvd., Suite 1600, Newport Beach, CA 92660 T 949.608.2000 Corporate CA RE License #1355491

CONTACT:

KEVIN HANSEN
Associate
949.608.2194
khanes@ngkf.com
CA RE License #01937047

CHRIS WALTON
Senior Managing Director
9449.608.2096
cwalton@ngkf.com
CA RE License #01839264

ANAHEIM TOWN CENTER

Retail For Lease

100-290 West Lincoln Avenue

Anaheim, CA 92805



Executive Summary

290 W Lincoln Ave, Anaheim, California, 92805 2
 290 W Lincoln Ave, Anaheim, California, 92805
 Rings: 1, 3, 5 mile radii

Prepared by Esri
 Latitude: 33.83514
 Longitude: -117.91738

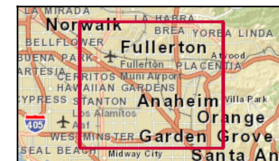
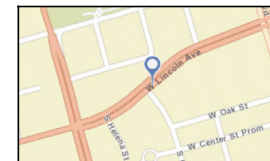
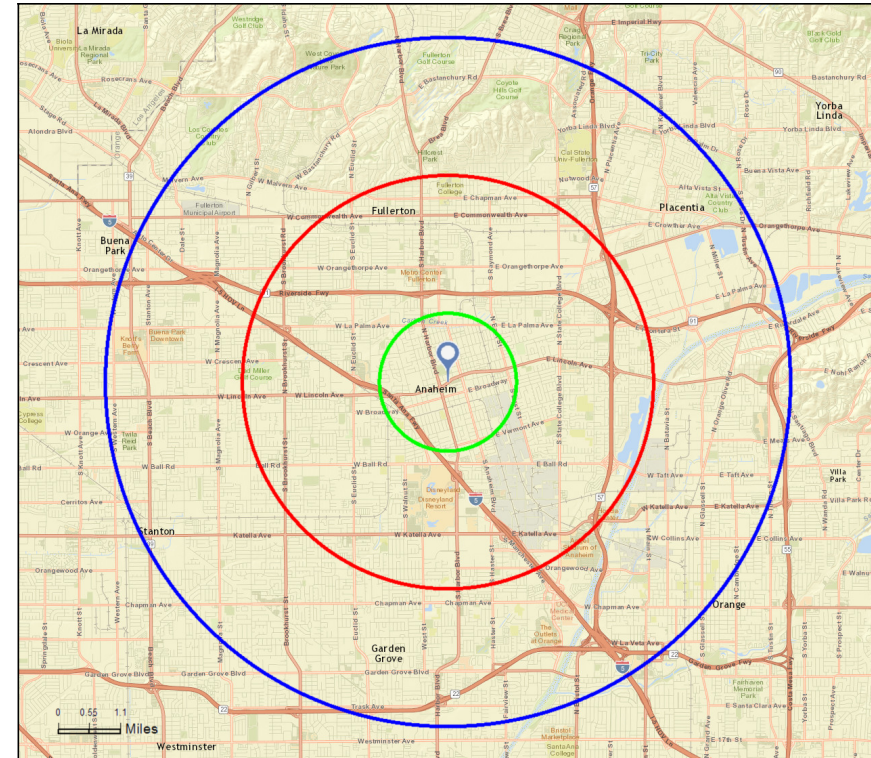
	1 mile	3 miles	5 miles
Population			
2000 Population	39,241	254,733	607,081
2010 Population	40,123	259,954	635,390
2015 Population	43,106	269,742	659,114
2020 Population	45,867	280,469	684,616
2000-2010 Annual Rate	0.22%	0.20%	0.46%
2010-2015 Annual Rate	1.38%	0.71%	0.70%
2015-2020 Annual Rate	1.25%	0.78%	0.76%
2015 Male Population	50.4%	50.4%	50.1%
2015 Female Population	49.6%	49.6%	49.9%
2015 Median Age	29.8	31.4	33.0
Households			
2000 Households	9,866	71,195	178,241
2010 Households	10,296	71,672	183,158
2015 Total Households	11,082	74,028	188,810
2020 Total Households	11,842	77,126	196,394
2000-2010 Annual Rate	0.43%	0.07%	0.27%
2010-2015 Annual Rate	1.41%	0.62%	0.58%
2015-2020 Annual Rate	1.34%	0.82%	0.79%
2015 Average Household Size	3.84	3.60	3.41
Median Household Income			
2015 Median Household Income	\$49,652	\$53,767	\$57,994
2020 Median Household Income	\$56,297	\$61,588	\$67,767
2015-2020 Annual Rate	2.54%	2.75%	3.16%
Average Household Income			
2015 Average Household Income	\$62,092	\$67,992	\$76,921
2020 Average Household Income	\$71,102	\$77,279	\$87,466
2015-2020 Annual Rate	2.75%	2.59%	2.60%
Per Capita Income			
2015 Per Capita Income	\$16,376	\$18,948	\$22,574
2020 Per Capita Income	\$18,774	\$21,532	\$25,630
2015-2020 Annual Rate	2.77%	2.59%	2.57%



Site Map

290 W Lincoln Ave, Anaheim, California, 92805 2
 290 W Lincoln Ave, Anaheim, California, 92805
 Rings: 1, 3, 5 mile radii

Prepared by Esri
 Latitude: 33.83514
 Longitude: -117.91738



CONTACT:

KEVIN HANSEN
 Associate
 949.608.2194
 khansen@ngkf.com
 CA RE License #01937047

CHRIS WALTON
 Senior Managing Director
 949.608.2096
 cw Walton@ngkf.com
 CA RE License #01839264

**Newmark Grubb
 Knight Frank**

Retail

4675 MacArthur Blvd., Suite 1600, Newport Beach, CA 92660 T 949.608.2000 Corporate CA RE License #1355491

Procuring broker shall only be entitled to a commission, calculated in accordance with the rates approved by our principal only if such procuring broker executes a brokerage agreement acceptable to us and our principal and the conditions as set forth in the brokerage agreement are fully and unconditionally satisfied. Although all information furnished regarding property for sale, rental, or financing is from sources deemed reliable, such information has not been verified and no express representation is made nor is any to be implied as to the accuracy thereof and it is submitted subject to errors, omissions, change of price, rental or other conditions, prior sale, lease or financing, or withdrawal without notice and to any special conditions imposed by our principal.

www.ngkf.com