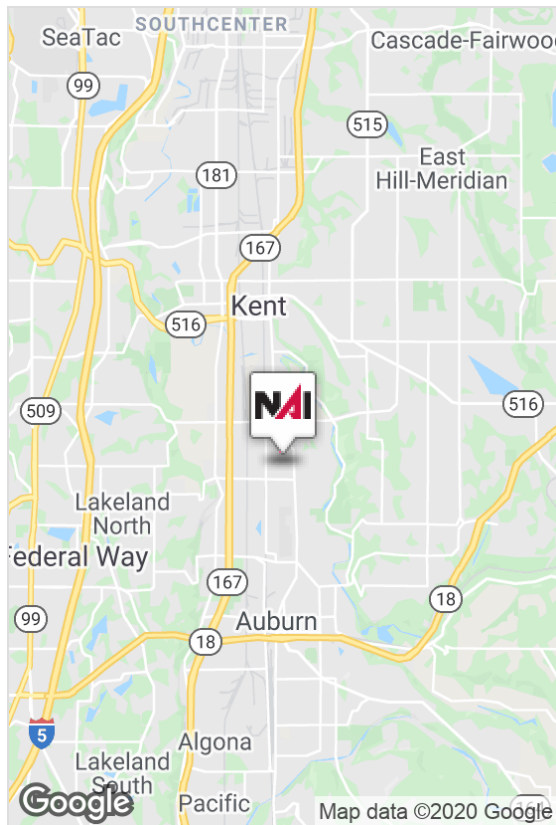


For Lease

High Image Industrial Park

110,693 SF Class A Space



Emerald Corporate Park

Building C, 4104 C Street NE, Suite 200, Auburn, WA

- 110,693 SF (7,945 SF office) Class A warehouse
- Divisible to:
 - 74,494 SF (inclusive of 6,408 SF office)
 - 12 DH & 1 GL
 - 36,199 SF warehouse (inclusive of 1,537 SF office)
 - 5 DH & 1 GL
- 30' clear height
- ESFR sprinkler system
- 800 amps of 277/480-volt power
- 24 parking stalls immediately adjacent to office dedicated to the space
- Call for rates
- Available Now

For more information:

Arie Salomon, SIOR, CCIM

+1 425 586 5636 • asalomon@nai-psp.com

Jeff Forsberg, CCIM

+1 425 586 5610 • jforsberg@nai-psp.com



BELLEVUE | SEATTLE | TACOMA

600 108th Avenue NE, Suite 340

Bellevue, WA 98004

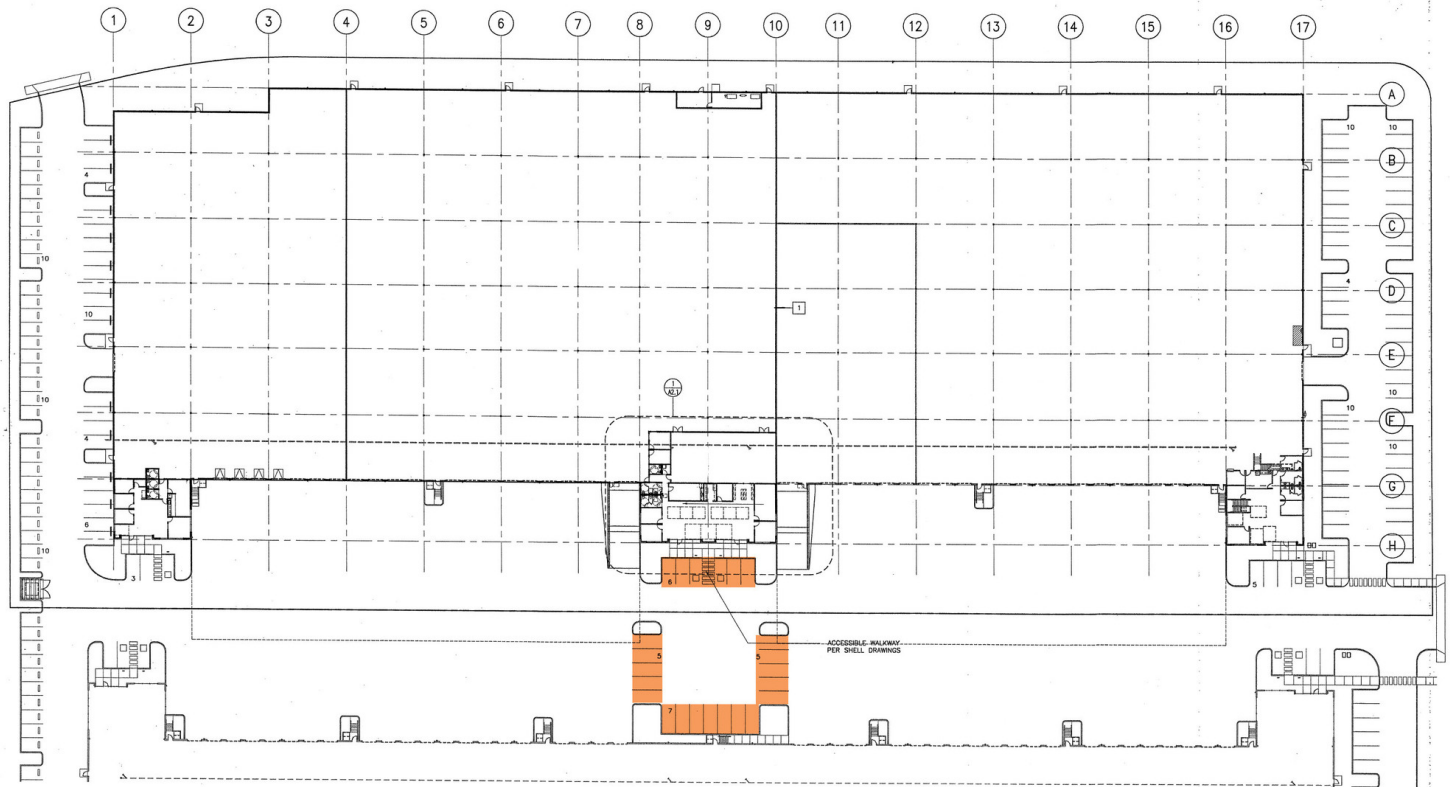
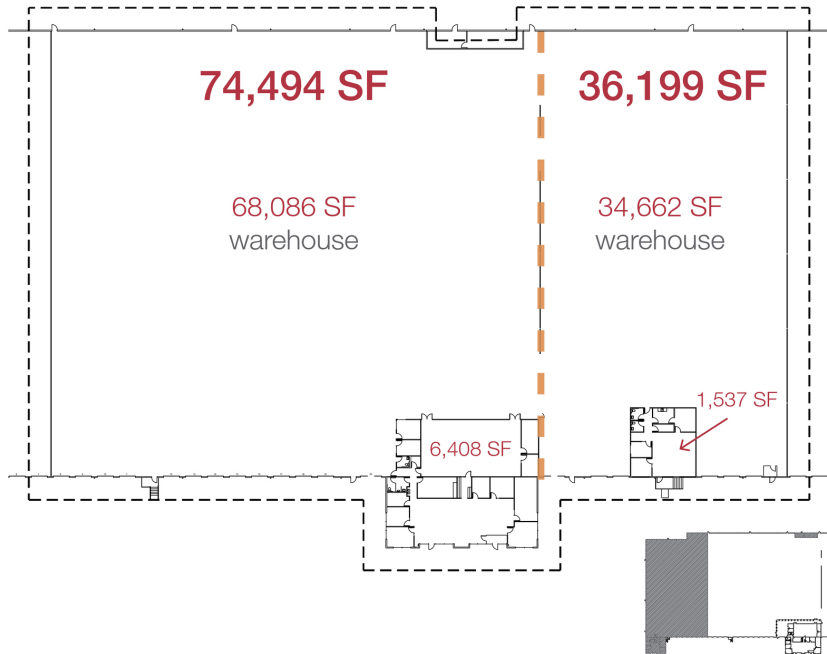
+1 425 586 5600

nai-psp.com

THE INFORMATION CONTAINED HEREIN HAS BEEN GIVEN TO US BY THE OWNER OF THE PROPERTY OR OTHER SOURCES WE DEEM RELIABLE, WE HAVE NO REASON TO DOUBT ITS ACCURACY, BUT WE DO NOT GUARANTEE IT. ALL INFORMATION SHOULD BE VERIFIED PRIOR TO PURCHASE OR LEASE.

Industrial for Lease

Emerald Corporate Park



600 108th Avenue NE, Suite 340
Bellevue, WA 98004
+1 425 586 5600
nai-psp.com

BELLEVUE | SEATTLE | TACOMA

THE INFORMATION CONTAINED HEREIN HAS BEEN GIVEN TO US BY THE OWNER OF THE PROPERTY OR OTHER SOURCES WE DEEM RELIABLE, WE HAVE NO REASON TO DOUBT ITS ACCURACY, BUT WE DO NOT GUARANTEE IT. ALL INFORMATION SHOULD BE VERIFIED PRIOR TO PURCHASE OR LEASE.