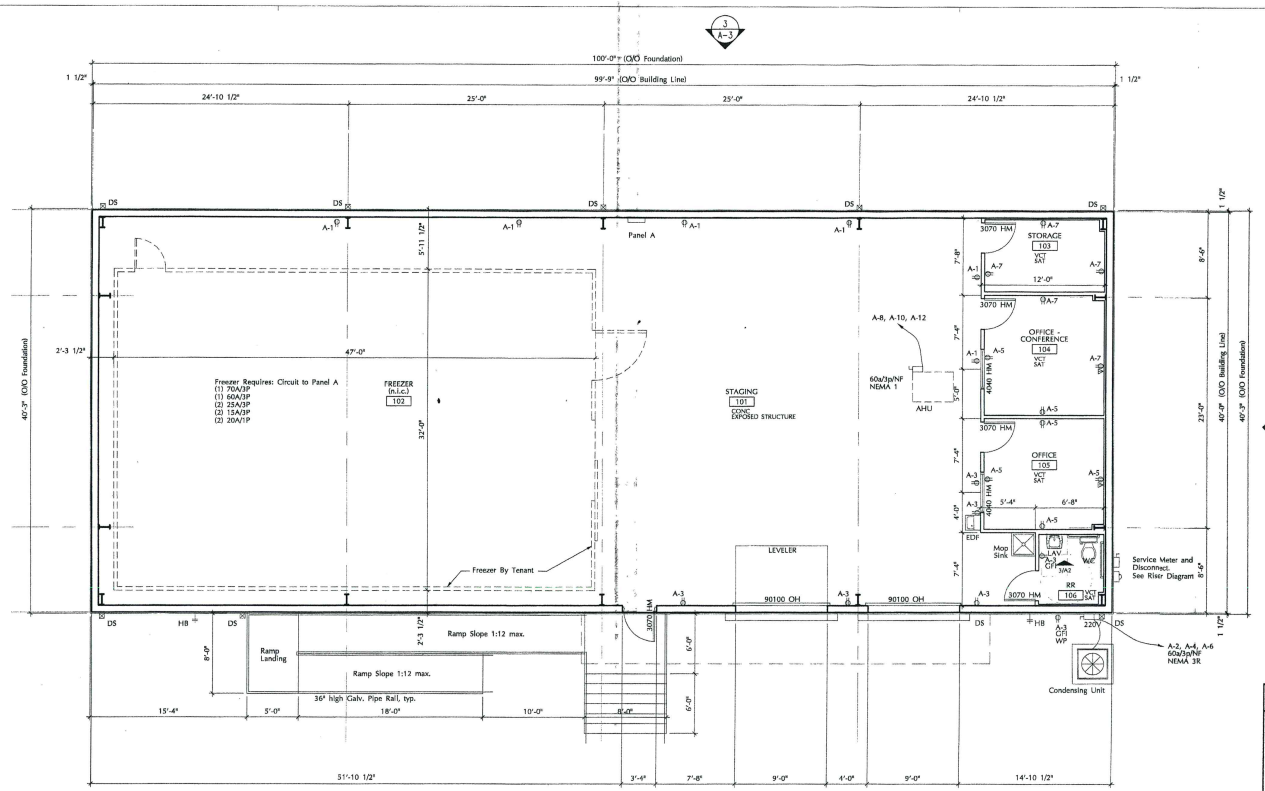

1 FLOOR PLAN

SCALE: 3/16" = 1'-0"

FLOOR PLAN GENERAL NOTES:

1. COMMERCIAL HM DOORS, FRAMES AND HARDWARE.
2. COORDINATE PHONE/DATA LOCATIONS WITH TENANT.
3. HM INTERIOR WINDOWS WITH 1/4" WIRE GLASS.
4. FREEZER COMPLEX BY TENANT.
5. ALL INTERIOR WALLS TO BE 2x4 WOOD STUDS 16" O.C. WITH 5/8" GYP BD AND 3 1/2" SOUND ATTENUATION BATTS TO 6" ABOVE CEILING. INSULATE ABOVE CEILINGS WITH 6" BATT INSULATION.
6. ALL VCT FLOORS TO RECEIVE 4" VINYL BASE.
7. PROVIDE 42" AND 36" LONG GRAB BARS IN ACCESSIBLE RESTROOM.
8. PROVIDE 18" X 30" MIRROR IN ACCESSIBLE RESTROOM.
9. PROVIDE PT DISPENSER, TP DISPENSER, AND SOAP DISPENSER IN ACCESSIBLE RESTROOM.

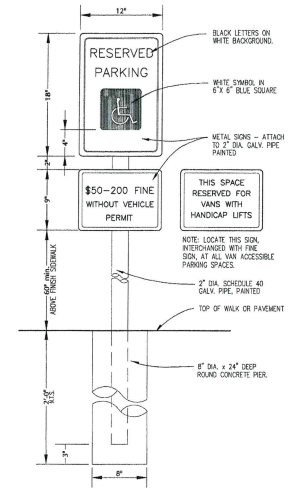

2 ACCESSIBLE PARKING SIGN

SCALE: 1 1/2" = 1'-0"

Estimated Electrical Load Analysis

4,000sf Office/Warehouse
120/208V, 3P, 4W

Lighting Load:	
Office at 3.5VA X 425 X 1.25 =	1859 VA
Warehouse at 0.5VA X 3575 X 1.25 =	2222 VA
Receptacle Load at 1VA X 4000sf =	4000 VA
HVAC Load for 425sf - 2 ton x 3kva/t =	6000 VA
Freezer Equipment =	39902 VA
Sign =	1500 VA
Total =	55483 VA
Total Amps =	154 Amps

Electrical Riser Diagram

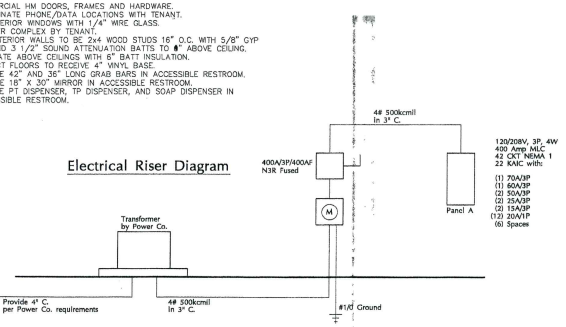

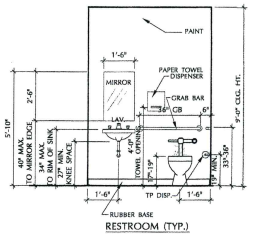

RESTROOM (TYP.)

3 RESTROOM ELEVATION

SCALE: 3/8" = 1'-0"

GENERAL CONSTRUCTION NOTES:

1. SCOPE OF DOCUMENTS: THESE DRAWINGS INDICATE THE GENERAL SCOPE OF THE PROJECT IN TERMS OF DESIGN CONCEPT, THE DIMENSIONS OF THE WORK, THE MAJOR ARCHITECTURAL ELEMENTS AND THE TYPE OF STRUCTURAL, MECHANICAL, ELECTRICAL SYSTEMS. ON THE BASIS OF THE GENERAL SCOPE INDICATED OR DESCRIBED, THE CONTRACTOR SHALL FURNISH ALL ITEMS REQUIRED FOR THE PROPER EXECUTION AND COMPLETION OF THE WORK.
2. ALL CONSTRUCTION SHALL BE AS SPECIFIED AS REQUIRED BY THE INTERNATIONAL BUILDING CODE (IBC) 2003 EDITION AS ADOPTED AND AMENDED BY THE CITY OF CORPUS CHRISTI, TX.
3. THE CONTRACTOR SHALL VERIFY ALL DIMENSIONS AND EXISTING CONDITIONS BEFORE STARTING WORK. SHOULD A DISCREPANCY APPEAR IN THE SPECIFICATIONS OR DRAWINGS, OR IN THE WORK DONE BY OTHERS FROM THE CONTRACT DOCUMENTS THAT AFFECT ANY WORK, NOTIFY THE OWNER AT ONCE FOR INSTRUCTIONS ON HOW TO PROCEED. IF THE CONTRACTOR PROCEEDS WITH THE WORK AFFECTED WITHOUT INSTRUCTIONS FROM THE OWNER, THE CONTRACTOR SHALL MAKE GOOD ANY RESULTING DAMAGE OR DEFECT TO THE SATISFACTION OF THE OWNER. SHOULD A CONFLICT OCCUR IN OR BETWEEN DRAWINGS AND SPECIFICATIONS, OR WHERE DETAIL REFERENCES ON CONTRACT DRAWINGS HAVE BEEN OMITTED, THE CONTRACTOR IS DEEMED TO HAVE ESTIMATED THE MORE EXPENSIVE MATERIALS AND CONSTRUCTION METHOD SHOWN, UNLESS A WRITTEN DECISION FROM THE OWNER HAS BEEN OBTAINED WHICH DESCRIBES AN ALTERNATE METHOD AND/OR MATERIALS.
4. THE CONTRACTOR SHALL CONFINE HIS OPERATION ON THE SITE TO AREAS PERMITTED BY THE OWNER. THE WORK SHALL BE DONE IN ACCORDANCE WITH APPLICABLE LAWS, LOCAL ORDINANCES, PERMITS AND THE CONTRACT DOCUMENTS. THE JOB SITE SHALL BE MAINTAINED IN A CLEAN, ORDERLY CONDITION FREE OF DEBRIS AND LITTER, AND SHALL NOT BE UNREASONABLY ENCUMBERED WITH ANY MATERIALS OR EQUIPMENT. EACH SUBCONTRACTOR IMMEDIATELY UPON COMPLETION OF EACH PHASE OF HIS WORK SHALL REMOVE ALL TRASH AND DEBRIS AS A RESULT OF HIS OPERATION.
5. ALL MATERIALS STORED ON SITE SHALL BE PROPERLY STACKED AND PROTECTED TO PREVENT DAMAGE AND DETERIORATION UNTIL USE. FAILURE TO PROTECT MATERIALS MAY BE CAUSE FOR REJECTION OF WORK.
6. THE CONTRACTOR SHALL DO ALL CUTTING, FITTING, OR PATCHING OF HIS WORK THAT MAY BE REQUIRED TO MAKE ITS SEVERAL PARTS FIT TOGETHER PROPERLY AND SHALL NOT ENDANGER ANY OTHER WORK BY CUTTING, EXCAVATING, OR OTHERWISE ALTERING THE TOTAL WORK OR ANY PART OF IT. ALL PATCHING, REPAIRING AND REPLACING OF MATERIALS AND SURFACES, CUT OR DAMAGED IN EXECUTION OF WORK SHALL BE DONE WITH APPLICABLE MATERIALS SO THAT SURFACES REPLACED WILL, UPON COMPLETION MATCH SURROUNDING SIMILAR SURFACES.
7. NO PORTION OF THE WORK REQUIRING A SHOP DRAWING OR SAMPLE SUBMISSION SHALL BE COMMENCED UNTIL SUBMISSION HAS BEEN REVIEWED BY THE GENERAL CONTRACTOR AND ARCHITECT/ENGINEER. ALL SUCH PORTIONS OF THE WORK SHALL BE IN STRICT ACCORDANCE WITH DRAWINGS AND SAMPLES.
8. DIMENSIONS:
   A. DIMENSIONS SHALL HAVE PREFERENCE OVER SCALE.
   B. DIMENSIONS ARE TO THE FACE OF STUD UNLESS OTHERWISE NOTED.
   C. CEILING HEIGHT DIMENSIONS ARE FROM FINISH FLOOR OR SLAB TO FINISH FACE OF CEILING.
9. PROVIDE ALL NECESSARY BLOCKING, FASTENERS, ATTACHMENTS, BACKING AND FRAMING FOR LIGHT FIXTURES, ELECTRIC UNITS, FIXTURES, PLUMBING FIXTURES, AND ALL OTHER ITEMS REQUIRING ATTACHMENT.
10. WHERE LARGE STUDS OR FURRINGS ARE REQUIRED TO COVER PIPING AND CONDUITS, THE LARGER STUD SIZE OF FURRING SHALL EXTEND THE FULL SURFACE OF THE WALL WIDTH AND LENGTH WHERE FURRING OCCURS.

LUDDEKE | ARCHITECTURAL DESIGN GROUP
B. Mark Luddeke, AIA
Architect
Corpus Christi, TX 78417
T (361) 852-7528 F (361) 991-0816
mluddeke@att.net

NO.	REVISION ISSUE / BY	DATE

A New Freezer Warehouse for Applied Sales, Inc. (ASI)

Beaumont, Texas

Scale: 3/16" = 1'-0"
Date: 05-0508
Project No: 4-58006

Sheet: A-2 of

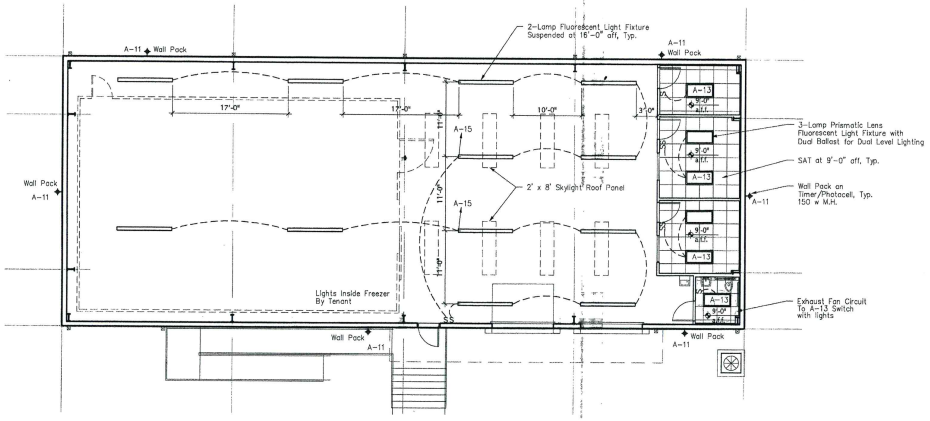

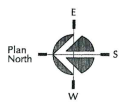

1 REFLECTED CEILING PLAN
SCALE: 1/8" = 1'-0"

Light Fixture Schedule

1. 2x4 FLUORESCENT – 3 LAMP/ DUAL BALLAST, 120v w/A12 LENS
2. 1x8 FLUORESCENT STRIP – 2 LAMP, 120v w/CHAIR and WIRE GUARD.
3. EXTERIOR WALL PACK – 150w M.H., 120v

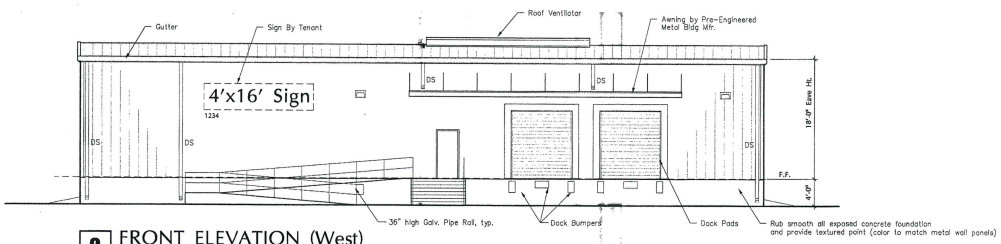

2 FRONT ELEVATION (West)
SCALE: 1/8" = 1'-0"

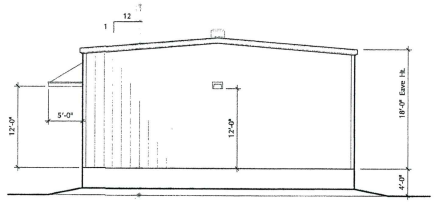

4 SIDE ELEVATION (South)
SCALE: 1/8" = 1'-0"

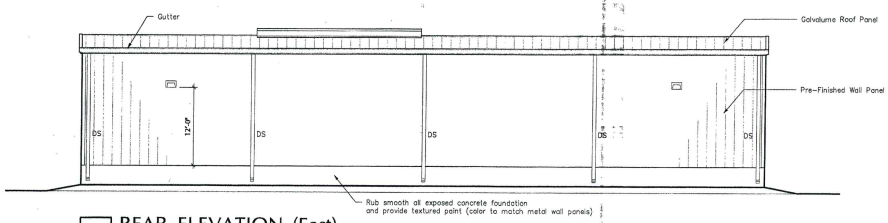

3 REAR ELEVATION (East)
SCALE: 1/8" = 1'-0"

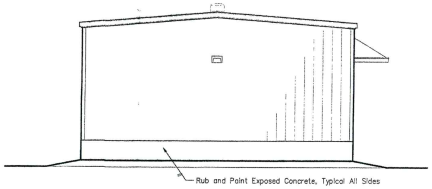

5 SIDE ELEVATION (North)
SCALE: 1/8" = 1'-0"

LUDDEKE | ARCHITECTURAL DESIGN GROUP
B. Mark Luddeke, AIA
1614 Holly Road
Corpus Christi, TX 78417
T (361) 857-7628 F (361) 991-5616
mluddeke@luddekeadg.com

NO.	REVISION ISSUE / BY	DATE

A New Freezer Warehouse for Applied Sales, Inc. (ASI)
Beaumont, Texas

Scale: 1/8"=1'-0"
Date: 05-05-08
Project No: 4-58006

A-3
Sheet: ____ of ____