

# 2100 Valley View

Farmers Branch, Texas 75234



***NOW LEASING***

Completely remodeled in 2015, 2100 Valley View is strategically located in North Dallas near Stemmons and LBJ Interchange with close proximity to Dallas-Fort Worth International Airport and Dallas Love Field Airport.

- 64,000 RSF Office Building
- 800 to 11,000 move-in ready suites available
- Multiple Fiber Optic Lines
- Easy Access to I-35 and LBJ Freeway
- 15 Minutes from the Tollway and Las Colinas
- Short Walk to Nearest DART Rail Station
- 15 Minutes to Dallas/Love Field Airport
- 17 Minutes to D/FW International Airport
- 15 Minutes to Downtown Dallas

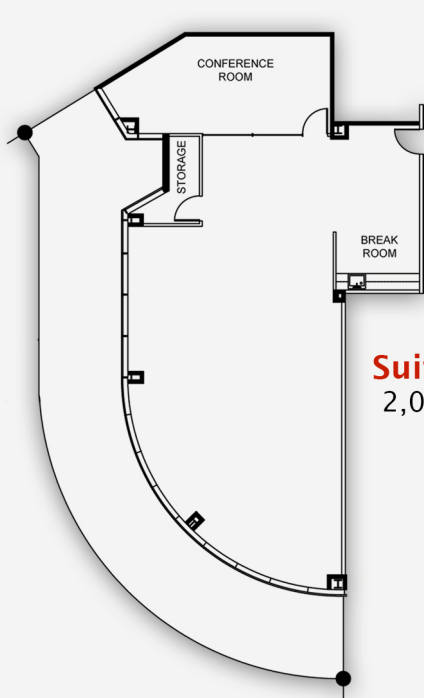


***CALL Kolby Dickerson 214 - 534 - 1599***  
***kdickerson@txreproperties.com***

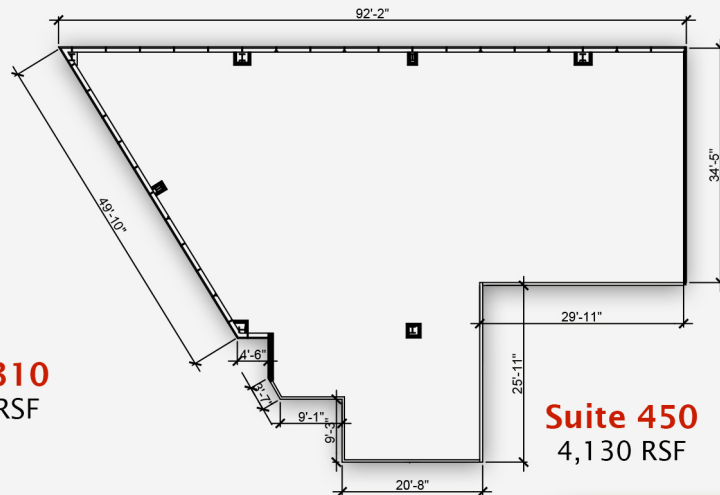
2100 Valley View Lane • Farmers Branch, Texas



# BRAND NEW! Move-in ready suites

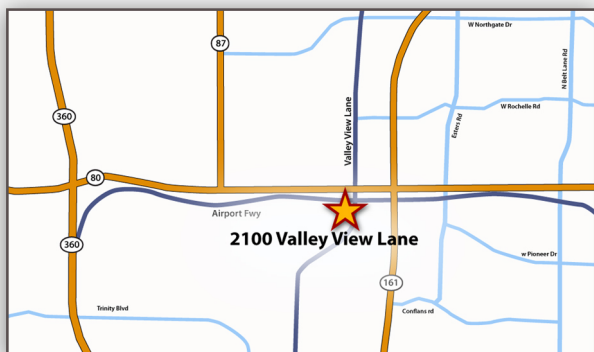
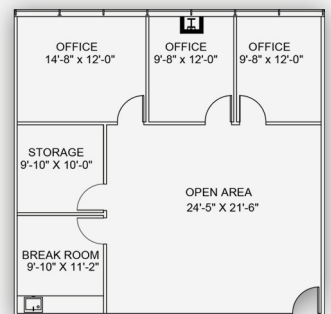


**Suite 310**  
2,088 RSF



**Suite 450**  
4,130 RSF

**Suite 460**  
1,412 RSF



Kolby Dickerson, Mobile: 214-534-1599  
 kdickerson@txreproperties.com  
 Justin Smith, Mobile: 214-207-7173  
 jsmith@txreproperties.com  
 leasing@txreproperties.com  
 www.txreproperties.com

**2100 Valley View Lane**  
 Farmers Branch, TEXAS 75234