

Mill Creek Corporate Center

3455 Aumsville Highway Salem • 62,555 sq.ft. Industrial/Warehouse



LOCATION

Building 3
3455 Aumsville Highway
Salem OR 97317

TOTAL SQ. FT.
OFFICE SQ. FT.

62,555 sq.ft.
BTS

DOCK HIGH DOORS
DRIVE IN DOORS
CLEAR HEIGHT

14
4
24'

FEATURES

One mile from the I-5 interchange
with Highway 22

ANNUAL RATE

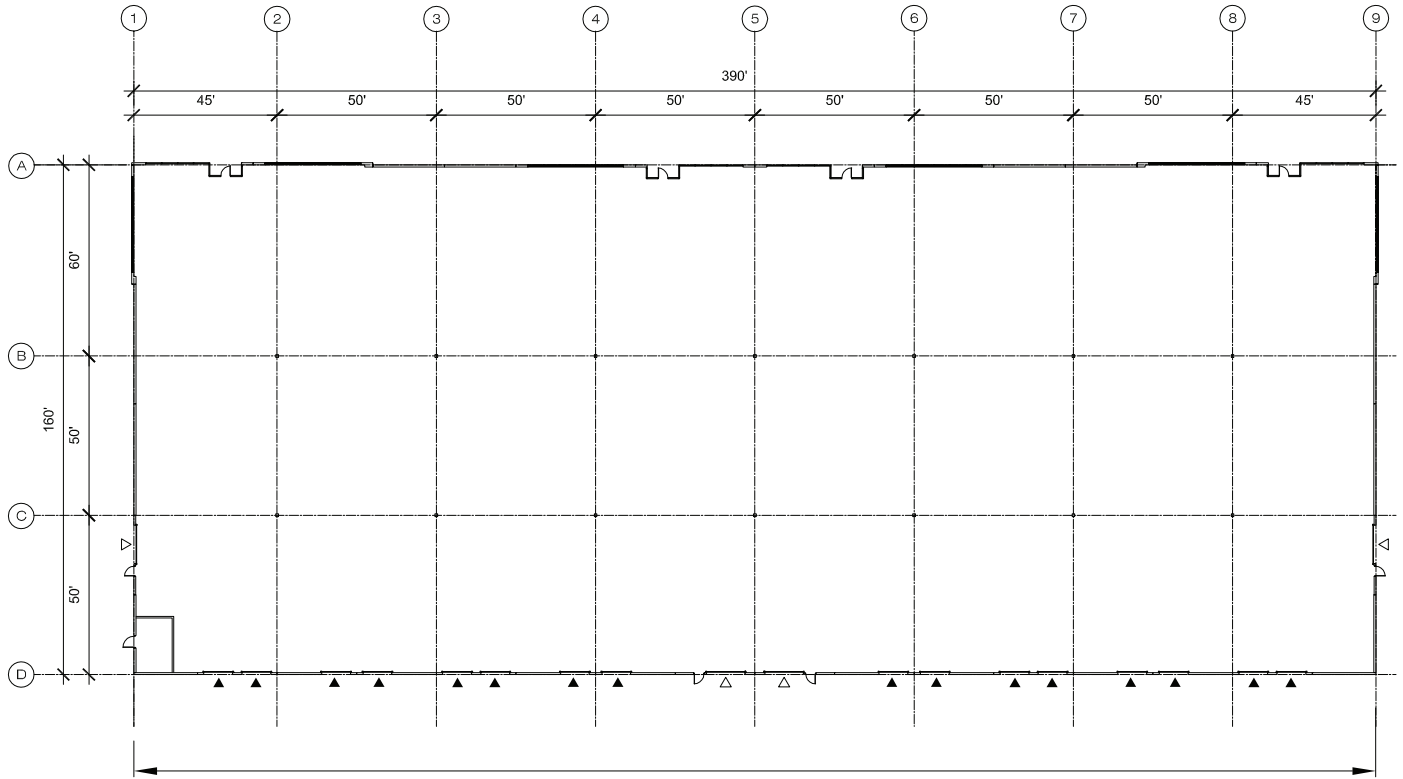
\$.55/sq.ft. - Shell
\$.90/sq.ft. - Office
NNN

**LEASING
CONTACT**

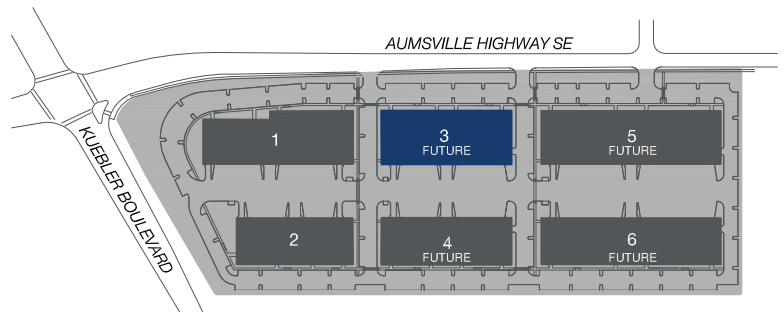
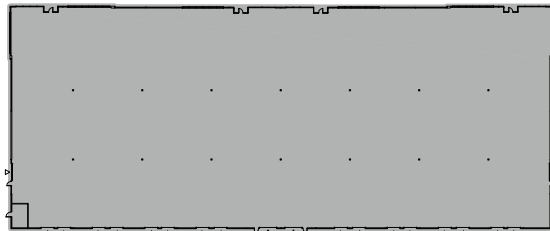
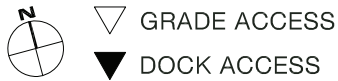
Sam Briggs
samb@pactrust.com
503-624-6300

Dave Hicks
daveh@pactrust.com
503-624-6300





VACANCY
 tbd SF Office
 62,550 SF Total



BUILDING PLAN



MILL CREEK CORPORATE CENTER
 Salem, OR 97317

