

SCHUMACHER LEASING PRESENTS

SILVER LAKE PROFESSIONAL CENTER


1710 * 1720 100th PL. SE, Everett, WA. 98208 (Silver Lake Highway 527)



Silver Lake Professional Center



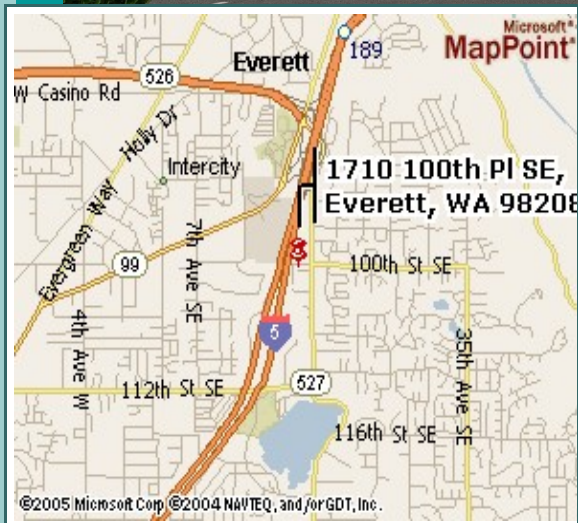
1710 Building



PROFESSIONAL SUITES



1720 Building



BUILDING FEATURES

APPROX 17,755 SQ. FT. OFFICE FACILITY
Medical and General Office Space

<https://silverlakeprofessional.com>

- ✦ Near Costco Everett I-5 Interchange
- ✦ Convenient Free Parking / Ground Floor Entry
- ✦ Excellent Value for Office Space
- ✦ Main Street Exposure on Bus Route
- ✦ Some Tenant Improvements Available
- ✦ Long Term Lease Discounts Available

AVAILABLE JULY

1710 290sf Office #101-B \$625. mo.

Utilities Included

Shared front lobby, Conference Break area

For More Information Contact (206) 715-9000



SCHUMACHER LEASING

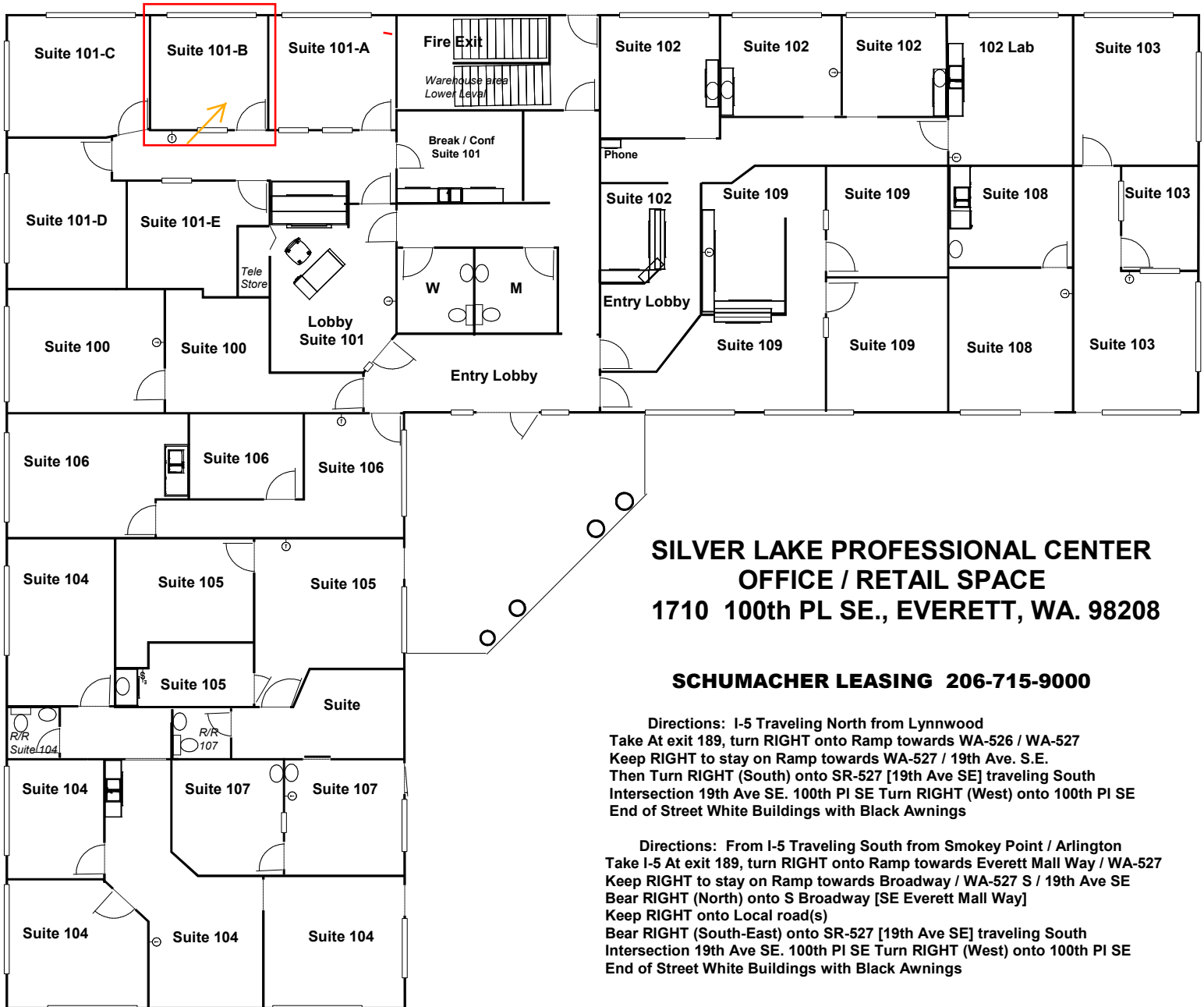
OFFICE SPACE – RETAIL – CONDO - SELF STORAGE

Owner Direct Properties Jim@LeasingRealestate.com

(206) 715-9000

PO BOX 949. Mukilteo. WA. 98275

* The Information contained herein has been obtained from sources deemed reliable but is not guaranteed.



SILVERLAKE PROFESSIONAL CENTER



Entrance Lobby



Suite 101 Furnished Waiting Room



Suite 101 Furnished Waiting Room



Suite 101 Break Room Small Conference



Suite 101 Office Area



Suite 101 Office Area