

79 THOMAS
MCGOVERN
DRIVE
JERSEY CITY, NJ 07305

AVAILABLE FOR LEASE
95,808 SF WAREHOUSE
LAST MILE LOCATION

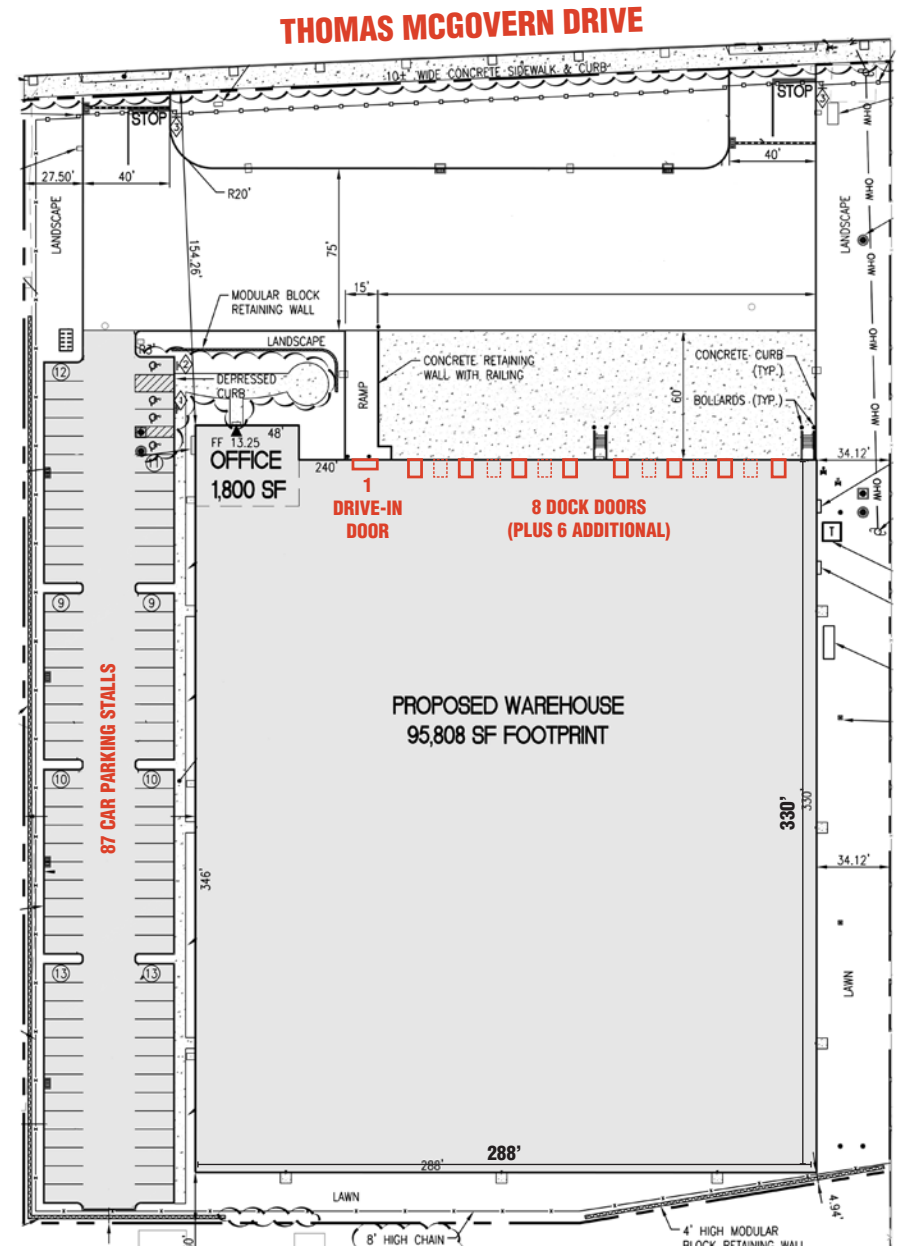
WWW.79THOMASMCGOVERNDRIVE.COM

CBRE



PROPERTY DETAILS

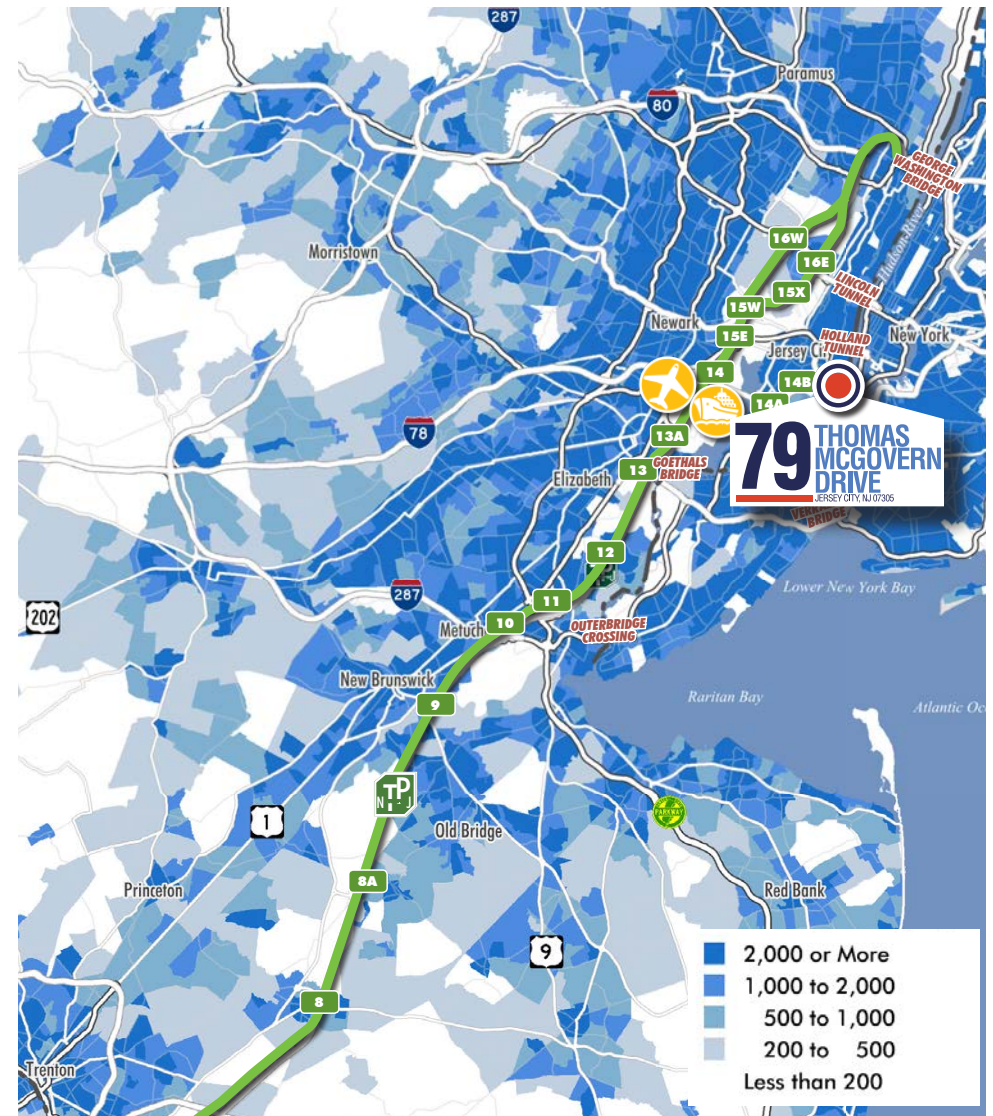
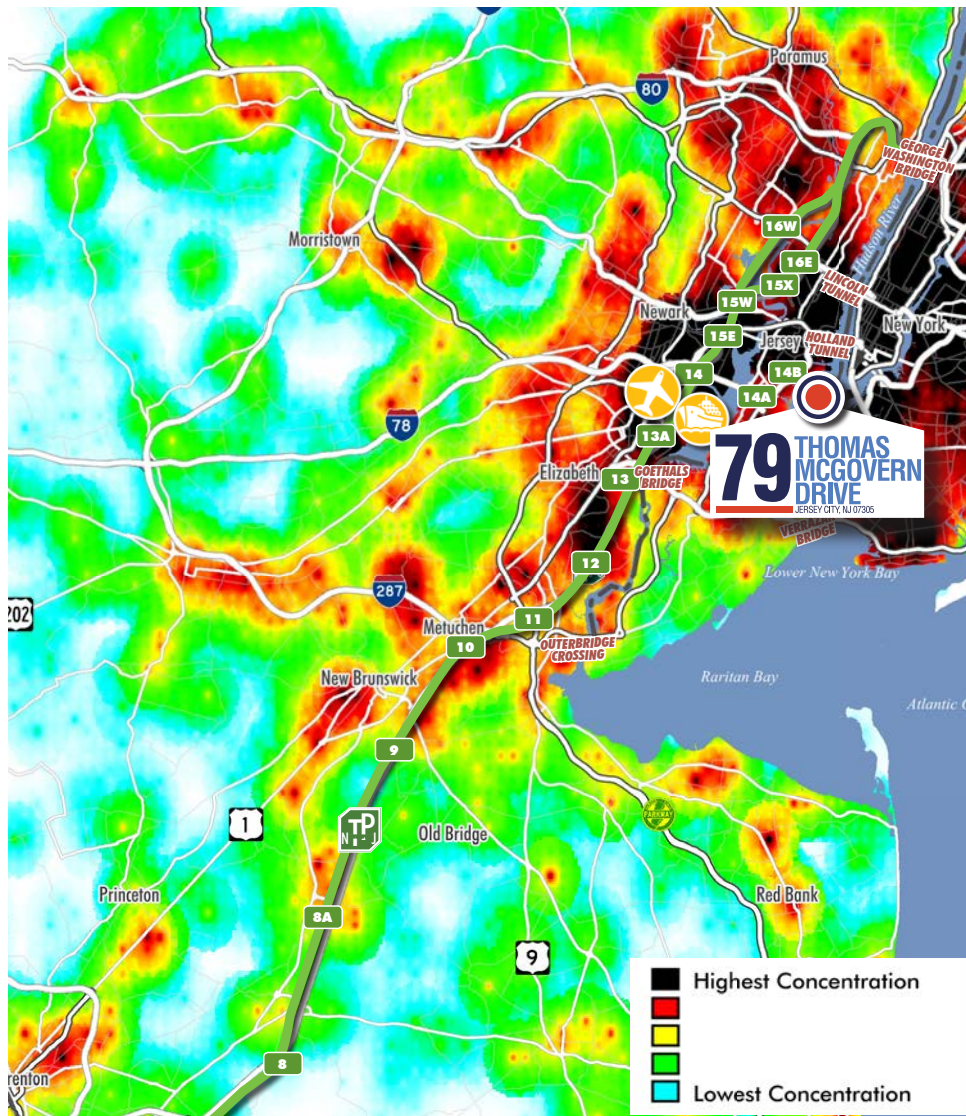
TOTAL BUILDING SIZE:	95,808 SF
ACRES:	±4.84
BUILDING DIMENSIONS:	288' x 330'
OFFICE SIZE:	1,800 SF
CEILING HEIGHT:	36'
COLUMN SPACING:	48' x 55'
LOADING DOCKS:	8 (9' x 10') (plus 6 additional possible)
DRIVE-IN DOORS:	1 (12' x 14')
CAR PARKING STALLS:	87 spaces
POWER:	800 amps
SPRINKLER SYSTEM:	ESFR
LIGHTING:	LED with motion sensors
FLOOR LOAD:	8" non-reinforced slab with 4,000 PSI
SECURITY:	Fully fenced
OCCUPANCY:	Immediate



79 THOMAS MCGOVERN DRIVE

JERSEY CITY, NJ 07305

AVAILABLE FOR LEASE
95,808 SF WAREHOUSE
 LAST MILE LOCATION
 LABOR DENSITY MAPS

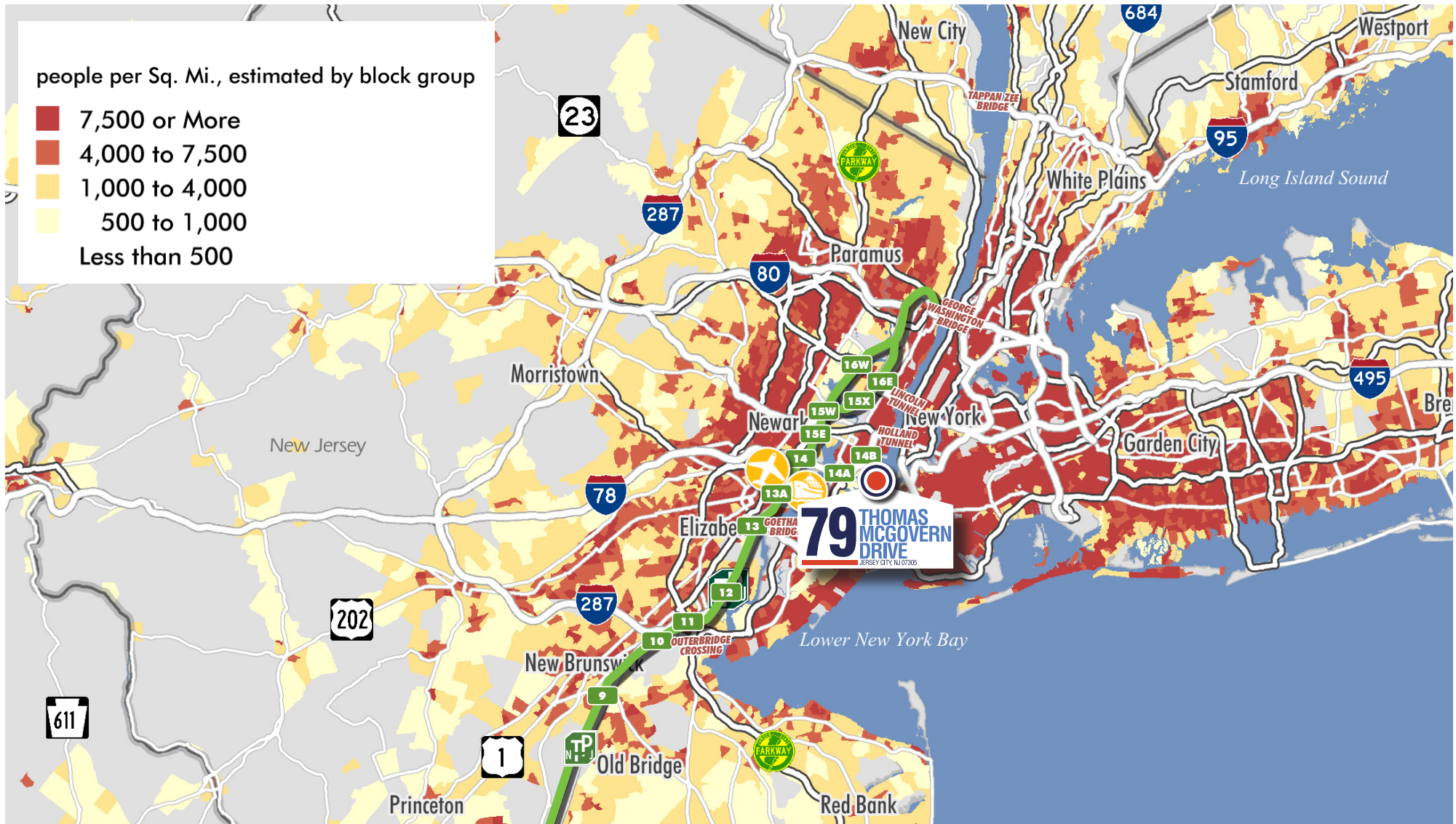


79 THOMAS MCGOVERN DRIVE

JERSEY CITY, NJ 07305

AVAILABLE FOR LEASE
95,808 SF WAREHOUSE
 LAST MILE LOCATION

2022 ESTIMATED POPULATION DENSITY



79 THOMAS MCGOVERN DRIVE

JERSEY CITY, NJ 07305

AVAILABLE FOR LEASE
95,808 SF WAREHOUSE
LAST MILE LOCATION

To learn more about this property or to arrange a tour, please contact:

THOMAS F. MONAHAN

Vice Chairman
+1 201 712 5610
thomas.monahan@cbre.com

STEPHEN D'AMATO

Senior Vice President
+1 201 712 5616
stephen.damato@cbre.com

LARRY SCHIFFENHAUS

First Vice President
+1 201 712 5809
larry.schiffenhaus@cbre.com

© 2019 CBRE, Inc. All rights reserved. This information has been obtained from sources believed reliable, but has not been verified for accuracy or completeness. You should conduct a careful, independent investigation of the property and verify all information. Any reliance on this information is solely at your own risk. Photos herein are the property of their respective owners. CBRE and the CBRE logo are service marks of CBRE, Inc. All other marks displayed on this document are the property of their respective owners. Use of these images without the express written consent of the owner is prohibited.

WWW.79THOMASMCGOVERNDRIVE.COM

CBRE

