

755 W. BIG BEAVER ROAD
TROY, MICHIGAN

OFFICE FOR LEASE

Up to 50,130 Square Feet Available



**SIGNATURE
ASSOCIATES**
KNOW SIGNATURE | KNOW RESULTS

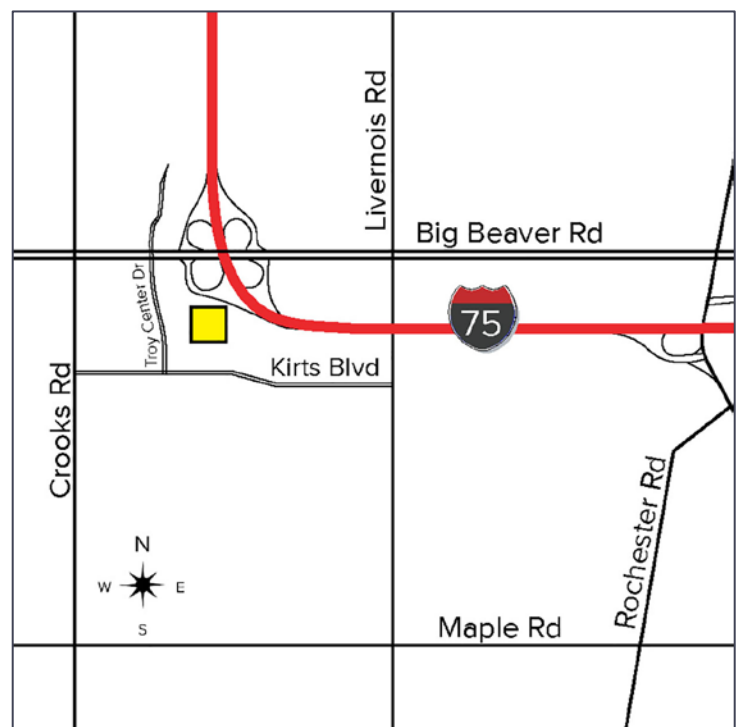
PNC CENTER - OUTLOT

RARE I-75 FRONTAGE WITH SIGNAGE



PROPERTY FEATURES

- 16,710 – 50,130 square feet available
- Will divide to suit
- Build-to-suit opportunity with rare I-75 frontage and signage
- Many amenities nearby including restaurants, hotels and banking
- 2022 occupancy
- Pricing: to be determined



For more information, please contact:

JOHN BOYD
(248) 948 0102
jboyd@signatureassociates.com

JOHN GORDY
(248) 948 4181
jgordy@signatureassociates.com

SIGNATURE ASSOCIATES
One Towne Square, Suite 1200
Southfield, MI 48076
www.signatureassociates.com

755 W. Big Beaver Road – Outlot, Troy, Michigan

Office For Lease – Build-to-Suit Opportunity

Up to 50,130
Square Feet
AVAILABLE

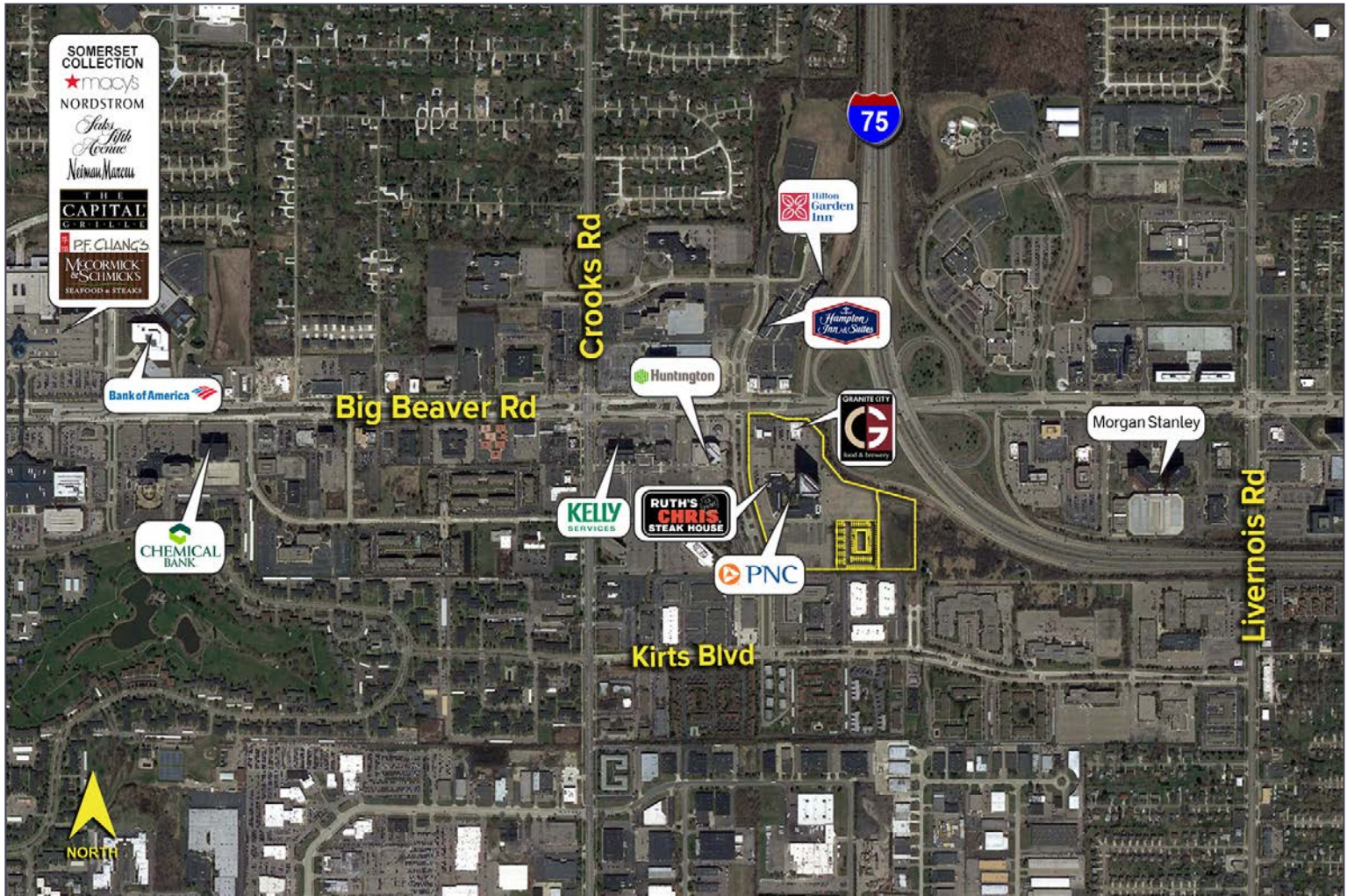


DEMOGRAPHICS

	POPULATION	MED. HH INCOME
1 MILE	9,168	\$73,796
3 MILE	86,237	\$88,786
5 MILE	260,840	\$89,769

TRAFFIC COUNTS (TWO-WAY)

113,300	I-75 S. of Big Beaver Rd
113,032	I-75 N. of Big Beaver Rd
47,815	Big Beaver Rd Btw I-75 & Livernois Rd
56,419	Big Beaver Rd Btw I-75 & Crooks Rd



For more information, please contact:

JOHN BOYD
(248) 948 0102
jboyd@signatureassociates.com

JOHN GORDY
(248) 948 4181
jgordy@signatureassociates.com

SIGNATURE ASSOCIATES
One Towne Square, Suite 1200
Southfield, MI 48076
www.signatureassociates.com

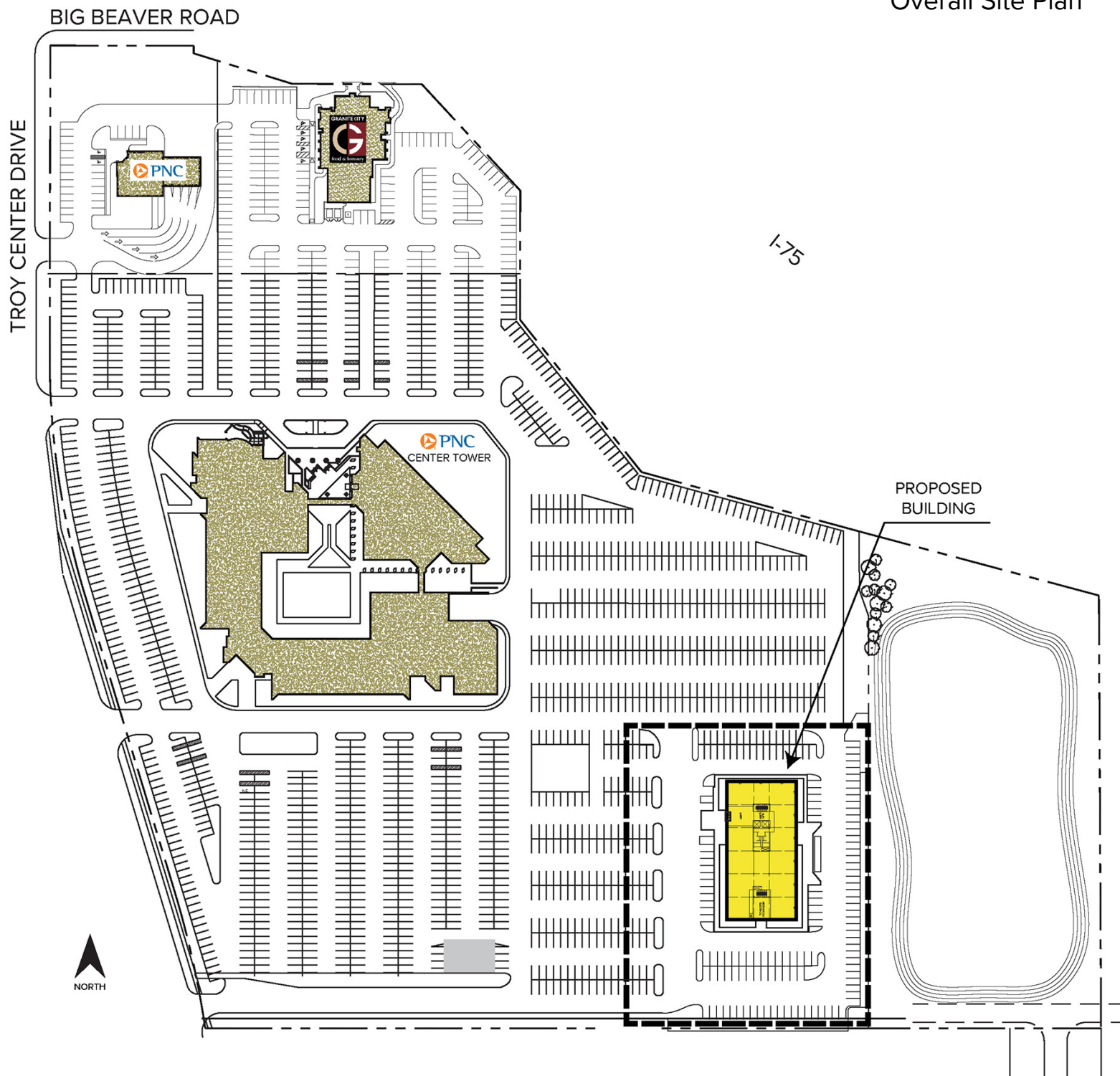
Information is subject to verification and no liability for errors or omissions is assumed. Price is subject to change and listing withdrawal.

755 W. Big Beaver Road – Outlot, Troy, Michigan

Office For Lease – Build-to-Suit Opportunity

Up to 50,130
Square Feet
AVAILABLE

Overall Site Plan



For more information, please contact:

JOHN BOYD
(248) 948 0102
jboyd@signatureassociates.com

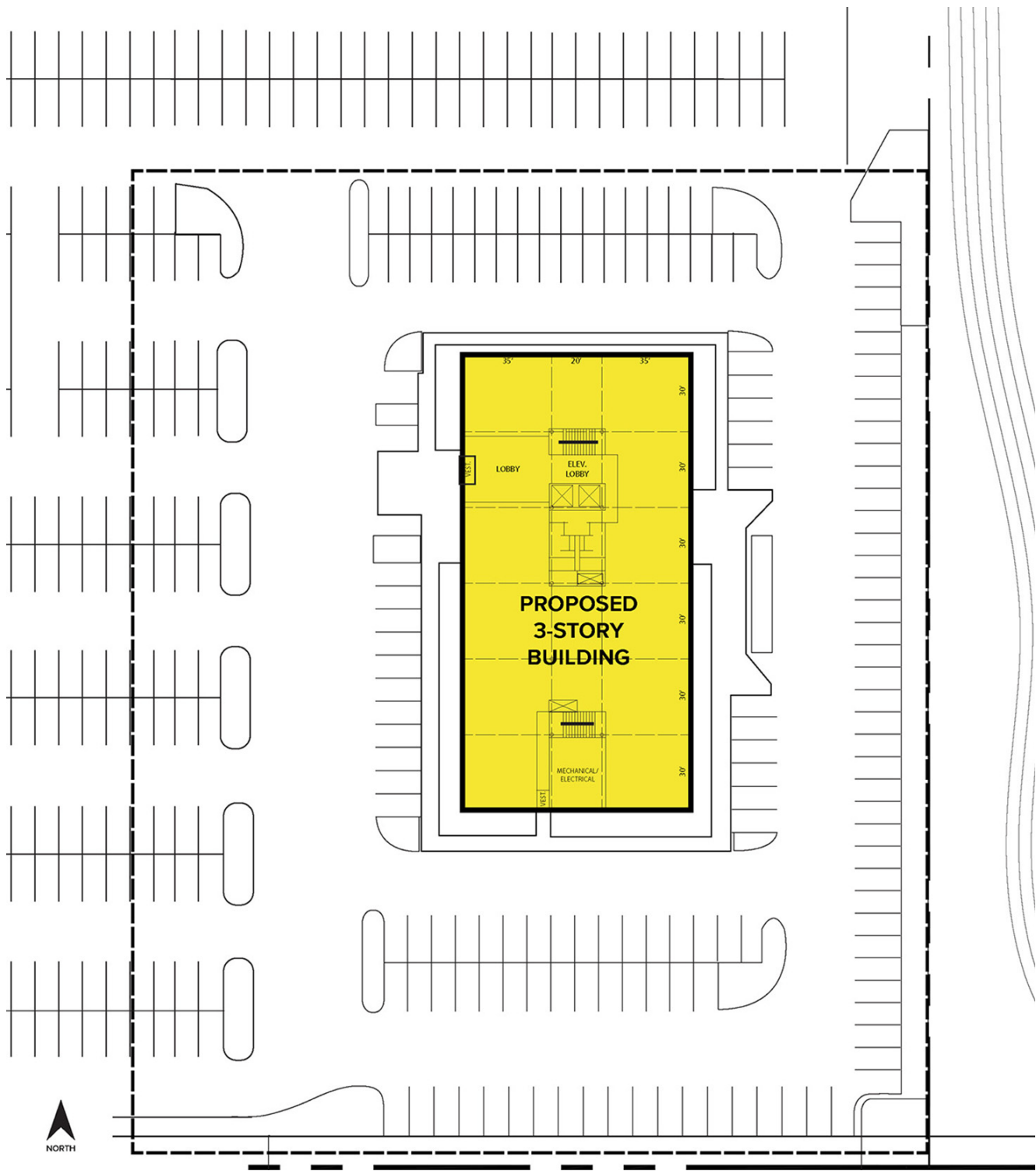
JOHN GORDY
(248) 948 4181
jgordy@signatureassociates.com

SIGNATURE ASSOCIATES
One Towne Square, Suite 1200
Southfield, MI 48076
www.signatureassociates.com

755 W. Big Beaver Road – Outlot, Troy, Michigan
Office For Lease – Build-to-Suit Opportunity

Up to 50,130
Square Feet
AVAILABLE

Site Plan



For more information, please contact:

JOHN BOYD
(248) 948 0102
jboyd@signatureassociates.com

JOHN GORDY
(248) 948 4181
jgordy@signatureassociates.com

SIGNATURE ASSOCIATES
One Towne Square, Suite 1200
Southfield, MI 48076
www.signatureassociates.com

Information is subject to verification and no liability for errors or omissions is assumed. Price is subject to change and listing withdrawal.