







5901 E. Galbraith Road, Cincinnati, OH 45236

### PROPERTY HIGHLIGHTS

-  4,700 and 5,500 SF, Existing Restaurant Spaces Available (+Outdoor Patio Space)
-  12,750 SF of Retail Space Available with First Floor Entrance
-  Located Adjacent to Kenwood Towne Centre, #1 Mall in Ohio
-  Anchored by Whole Foods Market and 292,000 SF of Class A Office Space 100% Occupied
-  Co-tenant with Crate & Barrel, The Container Store, L.L. Bean, Old Navy, Ethan Allen and Crunch Fitness
-  Extremely High Visibility with 123K Vehicles per Day on I-71

### DEMOGRAPHICS

<u>Year 2019</u>	<u>One Mile</u>	<u>Three Mile</u>	<u>Five Mile</u>
Estimated Population	10,410	62,678	156,912
Median Income	\$80,370	\$85,702	\$78,083
Average HH Income	\$103,385	\$111,287	\$102,734
Daytime Population	17,326	48,282	135,283

Avg Daily Traffic Count (I-71): 123,300 (2018)



**David P. Sheehy**

david@onsiteretailgroup.com  
513.924.5264

**Anthony J. Palazzolo**

anthony@onsiteretailgroup.com  
513.924.5266





**KENWOOD COLLECTION**

**The Container Store**

**Crate & Barrel**

**LL.Bean**

**CRUNCH**

**WHOLE FOODS MARKET**

**OLD NAVY**

**NORDSTROM**

**Apple**

**SEPHORA**

**macys**

**The Cheesecake Factory**

**LOUIS VUITTON**

**RESTORATION HARDWARE**

**Dillard's**

**KENWOOD THEATRE**

**ORVIS**

**SPORTING TRADITIONS**

**DEWEY'S PIZZERIA**

**Ameritrade**

**Wendy's**

**TRADER JOE'S**

**SHERWIN WILLIAMS**

**McALISTER'S DELI**

**Buffalo Wild Wings**

**Graeter's**

**CHASE**

**SALLY BEAUTY SUPPLY**

**TAZIKI'S MEDITERRANEAN CAFE**

**STAPLES**

**HomeGoods**

**Marshall's**

**five BELOW**

**DICK'S SPORTING GOODS**

**TEXAS ROADHOUSE**

**THE FRESH MARKET**

**ULTA BEAUTY**

**TJ-MAXX**

**IHOP**

**BIBIBOP asian grill**

**Red Lobster**

**Chuy's**

**Panera BREAD**

**DUNKIN'**

**PNC**

**Party City**

**Pier 1 imports**

**LA FITNESS**

**COOPER'S HAWK WINEY & RESTAURANTS**

**OUTBACK STEAKHOUSE**

**FUSIAN**

**currito**

**CHIPOTLE MEXICAN GRILL**

David P. Sheehy  
 david@onsiteretailgroup.com  
 513.924.5264

**Kenwood Collection**  
 Cincinnati, OH 45236

Anthony J. Palazzolo  
 anthony@onsiteretailgroup.com  
 513.924.5266

**OnSite**  
 Retail Group

The information herein is produced using data from private and government sources deemed to be reliable and is provided without representation or warranty. Logos are for identification purposes only and may be trademarks of their respective companies. © 2020 OnSite Retail Group, LLC All Rights Reserved.





ANTHROPOLOGIE  
LOUIS VUITTON  
RESTORATION HARDWARE  
TIFFANY & Co.  
NORDSTROM

David P. Sheehy  
david@onsiteretailgroup.com  
513.924.5264

The Cheesecake Factory  
MAGGIANO'S  
LITTLE ITALY

**Kenwood Collection**  
Cincinnati, OH 45236

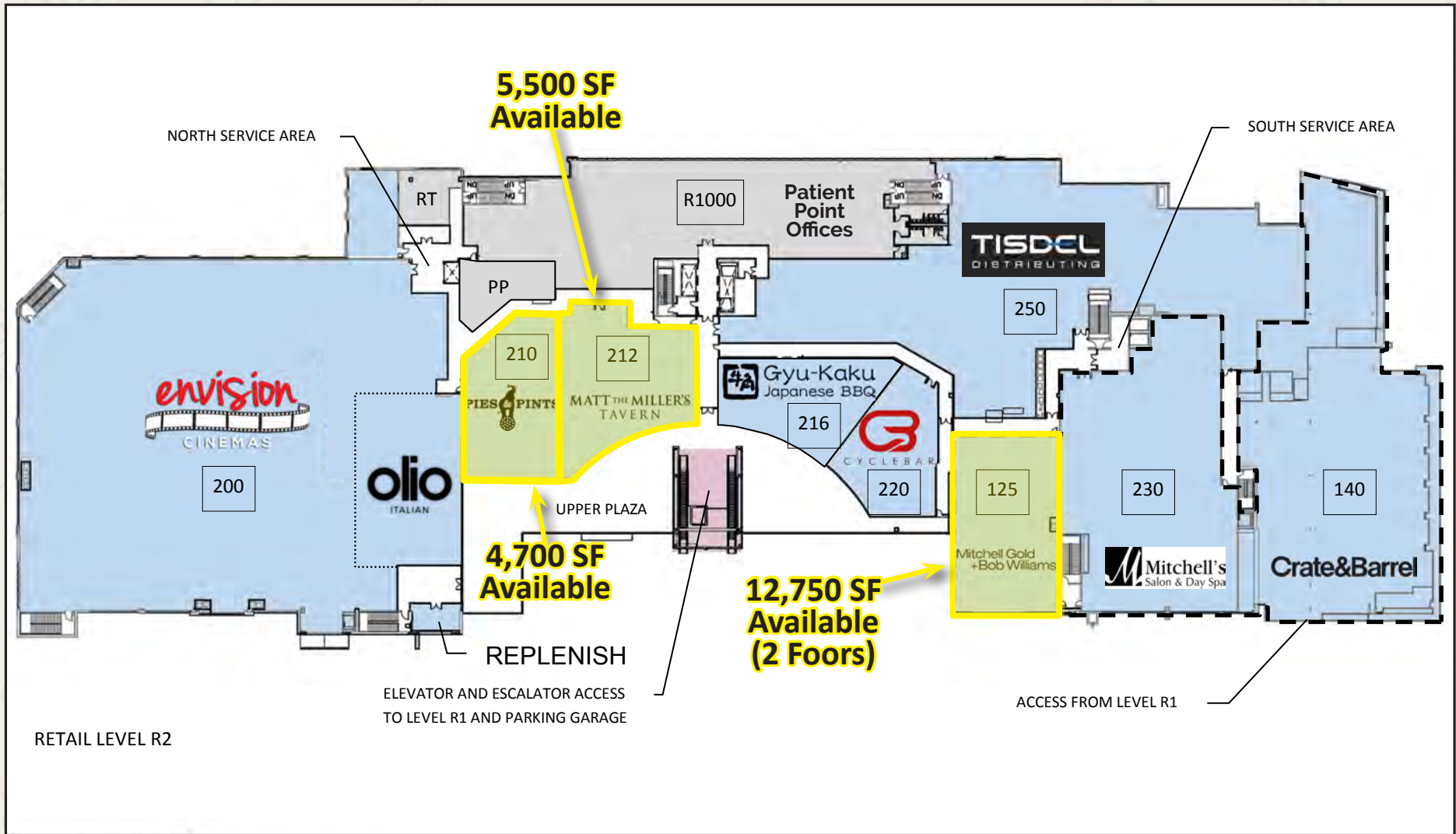
Anthony J. Palazzolo  
anthony@onsiteretailgroup.com  
513.924.5266

**OnSite**  
Retail Group

The information herein is produced using data from private and government sources deemed to be reliable and is provided without representation or warranty. Logos are for identification purposes only and may be trademarks of their respective companies. © 2020 OnSite Retail Group, LLC All Rights Reserved.



# FOR LEASE



David P. Sheehy

david@onsiteretailgroup.com  
513.924.5264

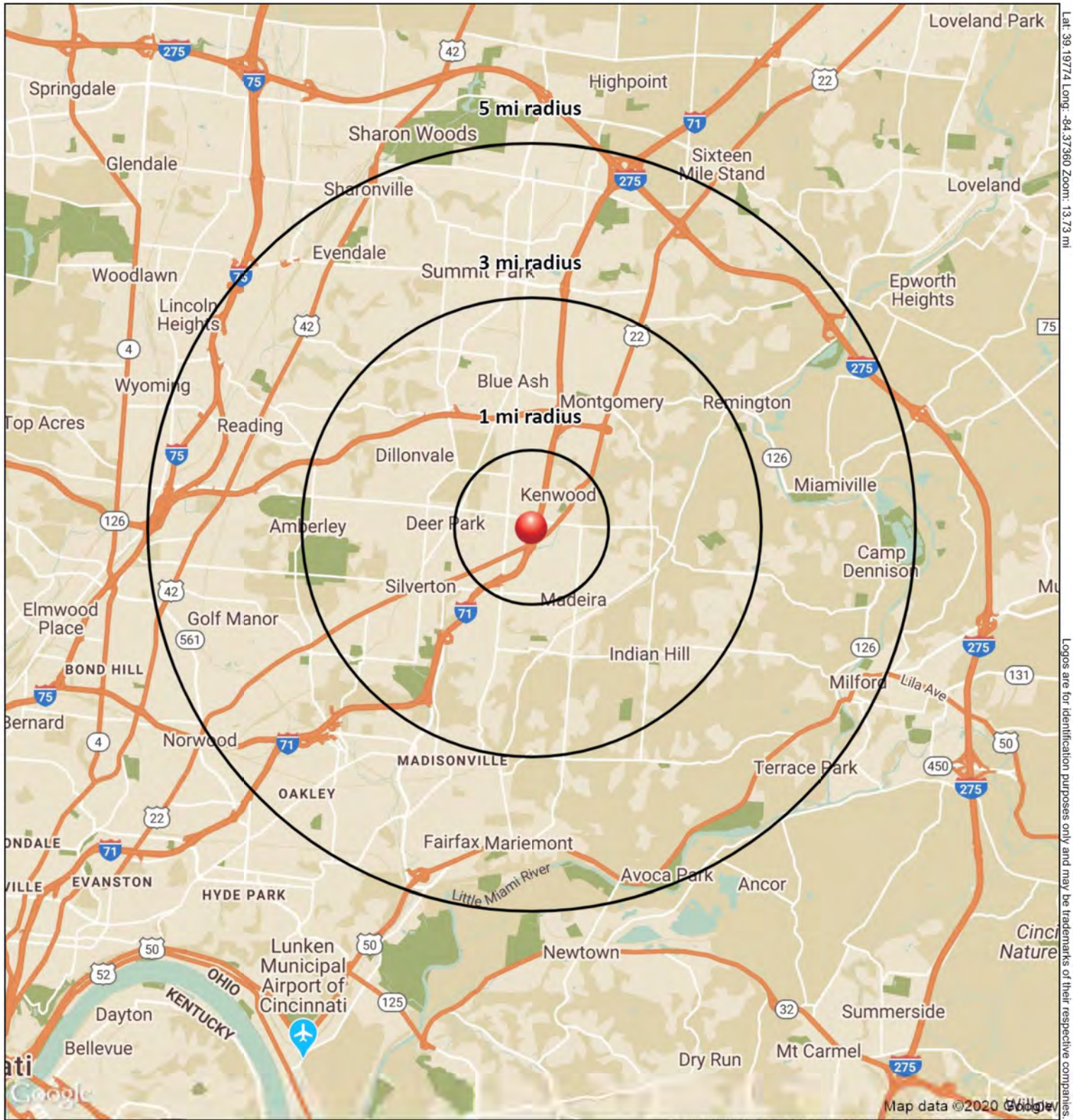
Anthony J. Palazzolo

anthony@onsiteretailgroup.com  
513.924.5266

Kenwood Collection  
Cincinnati, OH 45236

OnSite  
Retail Group





Lat: 39.19774 Long: -84.37360 Zoom: 13.73 mi  
Logos are for identification purposes only and may be trademarks of their respective companies.

Map data ©2020 Google  
©2020, SITES USA Inc., Chandler, AZ (480) 491-1112. All Rights Reserved.

**5901 E Galbraith Rd**  
**Cincinnati, OH 45236**

*February 2020*



# SUMMARY PROFILE

2000-2010 Census, 2019 Estimates with 2024 Projections



Lat/Lon: -84.3736/39.2043

RS1

## 5901 E Galbraith Rd

## Cincinnati, OH 45236

		1 mi radius	3 mi radius	5 mi radius
<b>POPULATION</b>	2019 Estimated Population	10,410	62,678	156,912
	2024 Projected Population	10,457	62,364	156,629
	2010 Census Population	10,117	60,951	154,657
	2000 Census Population	10,458	63,953	165,676
	Projected Annual Growth 2019 to 2024	-	-0.1%	-
	Historical Annual Growth 2000 to 2019	-	-0.1%	-0.3%
	2019 Median Age	42.3	41.4	40.2
<b>HOUSEHOLDS</b>	2019 Estimated Households	4,766	27,995	72,242
	2024 Projected Households	4,740	27,617	71,509
	2010 Census Households	4,427	26,046	68,005
	2000 Census Households	4,512	26,677	70,905
	Projected Annual Growth 2019 to 2024	-0.1%	-0.3%	-0.2%
	Historical Annual Growth 2000 to 2019	0.3%	0.3%	-
<b>RACE AND ETHNICITY</b>	2019 Estimated White	83.4%	74.7%	71.4%
	2019 Estimated Black or African American	6.9%	16.2%	20.4%
	2019 Estimated Asian or Pacific Islander	7.2%	6.1%	4.9%
	2019 Estimated American Indian or Native Alaskan	0.2%	0.2%	0.2%
	2019 Estimated Other Races	2.4%	2.8%	3.1%
	2019 Estimated Hispanic	3.3%	2.9%	3.0%
<b>INCOME</b>	2019 Estimated Average Household Income	\$103,385	\$111,287	\$102,734
	2019 Estimated Median Household Income	\$80,370	\$85,702	\$78,083
	2019 Estimated Per Capita Income	\$47,402	\$49,808	\$47,382
<b>EDUCATION (AGE 25+)</b>	2019 Estimated Elementary (Grade Level 0 to 8)	1.8%	1.9%	2.2%
	2019 Estimated Some High School (Grade Level 9 to 11)	2.3%	3.9%	4.6%
	2019 Estimated High School Graduate	17.1%	19.7%	21.0%
	2019 Estimated Some College	13.1%	17.3%	17.6%
	2019 Estimated Associates Degree Only	6.9%	7.5%	7.3%
	2019 Estimated Bachelors Degree Only	32.1%	28.2%	27.1%
	2019 Estimated Graduate Degree	26.7%	21.5%	20.2%
<b>BUSINESS</b>	2019 Estimated Total Businesses	1,229	3,887	10,016
	2019 Estimated Total Employees	17,326	48,282	135,283
	2019 Estimated Employee Population per Business	14.1	12.4	13.5
	2019 Estimated Residential Population per Business	8.5	16.1	15.7

This report was produced using data from private and government sources deemed to be reliable. The information herein is provided without representation or warranty.